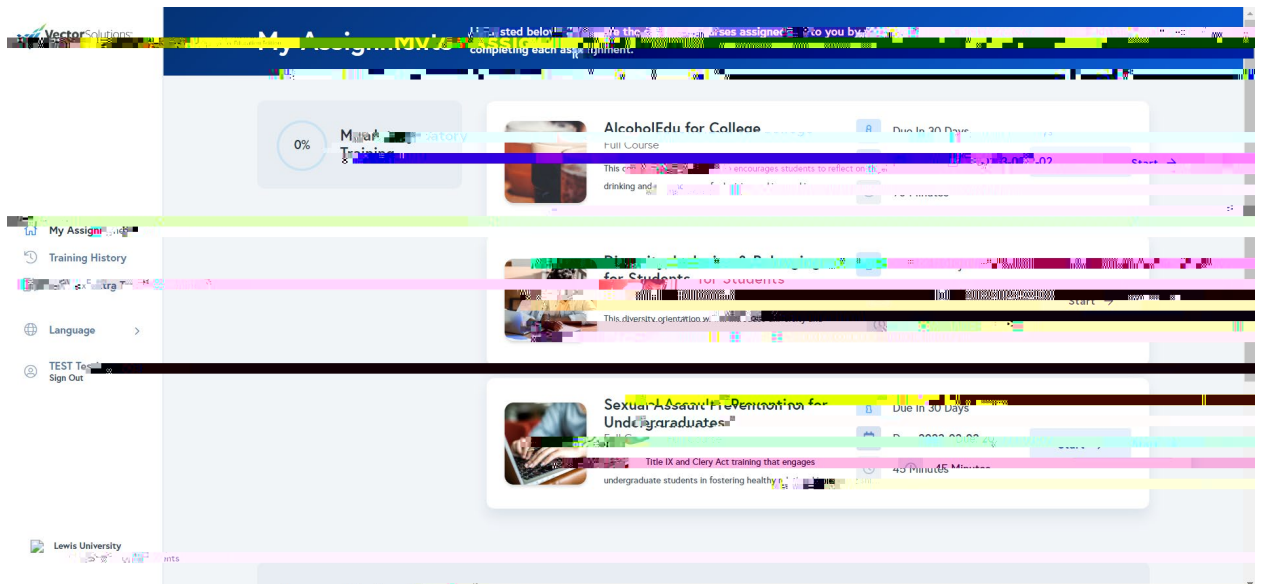
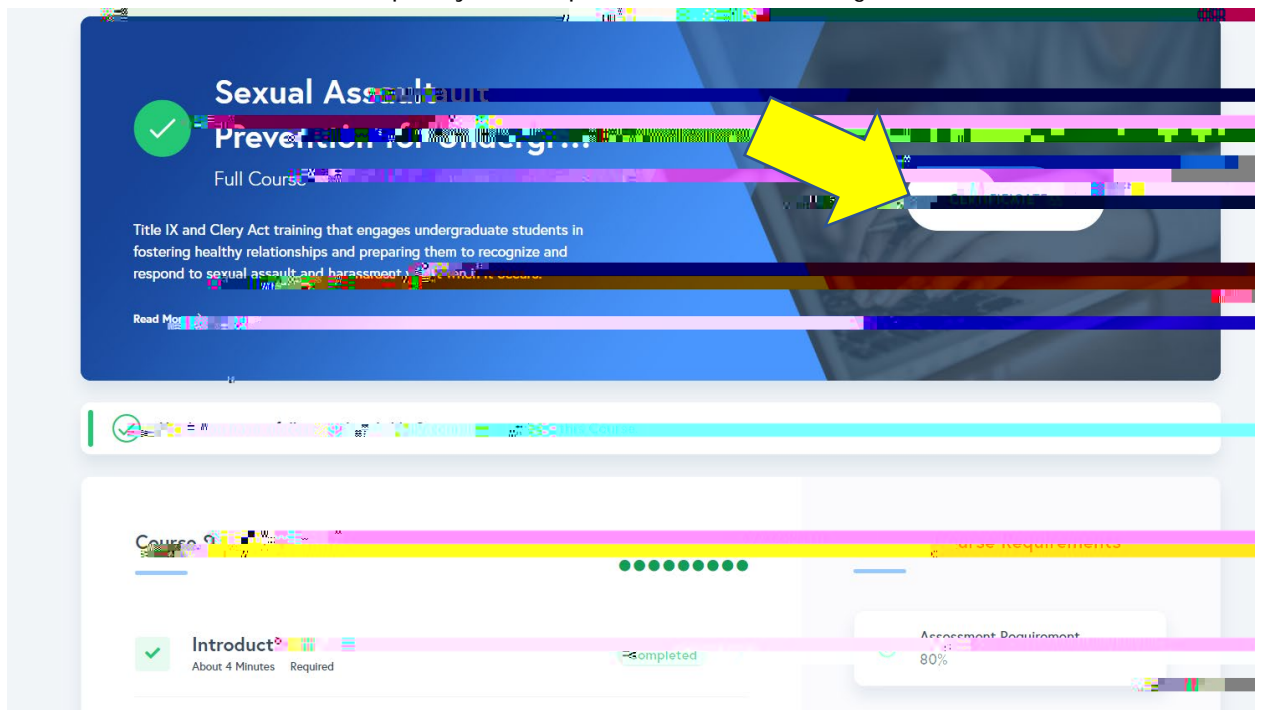


INSTRUCTIONS FOR VECTOR COURSES

Lewis University is dedicated to preparing you for greater success both as a student and as a member of the community. As part of being a member of the Lewis community and an active participant in continuing our Sanctified Zone, you will have a special opportunity to impact the lives of your peers in



3. You are not required to complete each course in one sitting, courses can be completed at your own pace. Your progress will be saved if you leave the platform and come back later. You can learn more by watching this [How to complete a course](#) video tutorial.
4. You must complete the final assessment with at least an 80% to complete the course. You can retake the assessment as many times as you need to meet this requirement.
5. Once you complete a course, you can download your certificate. Completion certificates can be downloaded from your dashboard, or from the course menu (see screenshots below). You find more instructions about how to print your completion certificate through [this tutorial](#).



6. After completing each course, you must wait 20 days before you receive access to the follow-

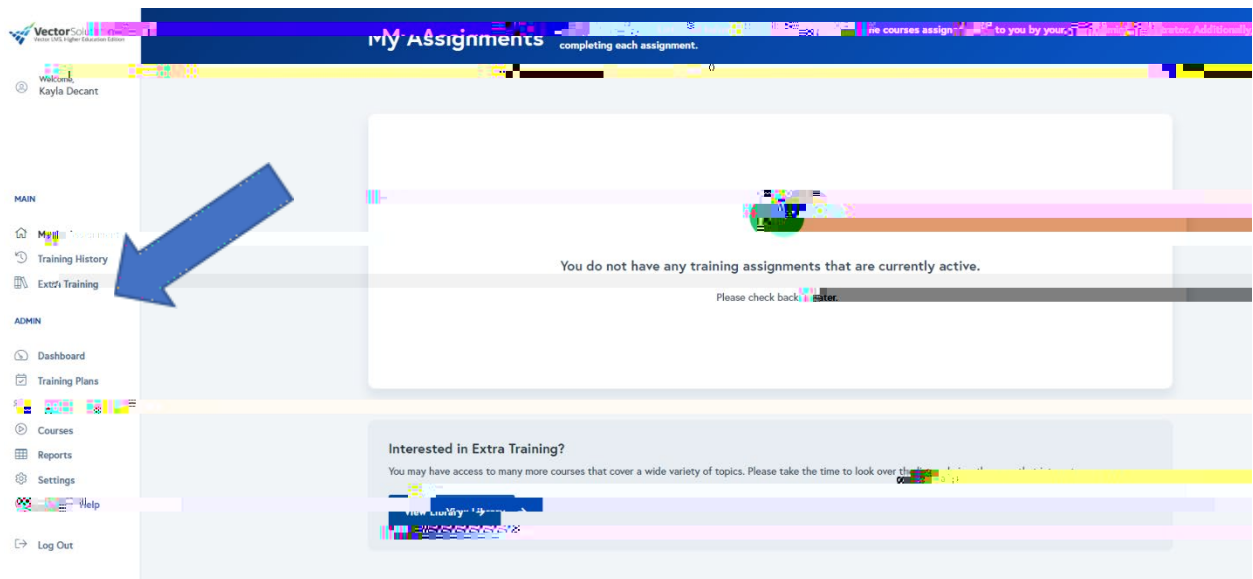


TROUBLESHOOTING TIPS

Do not contact the help desk or the Office of Technology if you are having difficulties with your account. Vector is not managed through their office. If you forget your password, you can reset it through Vector Solutions [here](#).

If you do not see a required course:

1. Select "Extra Training" tab on the left-hand navigation pane



2. Select "Campus Prevention Network"
3. Scroll down to find the course you are looking for

If you are accessing training from a mobile device: Vector is compatible with many mobile devices; however, some users may have personal configurations that prevent certain courses from loading.